

**Results of 2012 Australian WMX Championship - Womens Championship - WMX Champ**

**Track** Lincoln Causeway, Wodonga (1.8 km)  
**Event** 2012 Australian WMX Championship  
**Group** Womens Championship



northern region mx  
series

**Classification**

Pos	No.	Name	Total points	R1	R2	R3	R4	R5
1	66	Meghan Rutledge	125	25	25	25	25	25
2	28	Mackenzie Tricker	110	22	22	22	22	22
3	2	Kristy Gillespie	98	20	20	18	20	20
4	213	Tayla Jones	92	18	18	20	18	18
5	193	Jessica Moore	80	16	16	16	16	16
6	18	Maddy Brown	72	15	15	15	14	13
7	155	Tamara Gray	71	14	14	14	15	14
8	158	Courtney Knight	66	12	13	13	13	15
9	180	Melissa Patterson	55	13	12	10	10	10
10	17	Courtney Whyte-Dennis	53	8	10	11	12	12
11	881	Letitia Alabaster	51	11	6	12	11	11
12	142	Melissa Holmes	45	10	11	7	9	8
13	539	Chelsea Blakers	43	9	9	9	7	9
14	44	Morgan Wright	38	7	8	8	8	7
15	298	Ashleigh Blenkiron	28	3	7	6	6	6
16	912	Dimity-Lee Duke	24	5	5	4	5	5
17	435	Teleisha Outram	19	6	4	5	2	2
18	61	Kate Norman	17	4	2	3	4	4
19	581	Bronwyn Alpin	13	2	3	2	3	3

This session was created from 5 other sessions in this, or other events. The names of the sessions used in the result, are listed below.

- R1 - Race 1 (1)
- R2 - Race 2 (8)
- R3 - Race 3 (15)
- R4 - Race 4 (22)
- R5 - Race 5 (27)

Share |

**Results of 2012 Australian WMX Championship - Womens Championship - Race 1 (1)**




**Date** Oct 20, 2012 10:51:00 PM  
**Track** Lincoln Causeway, Wodonga (1.8 km)  
**Event** 2012 Australian WMX Championship  
**Group** Womens Championship



northern region mx  
series

**Best Lap Tm** 1:51.810  
**In Lap** 3  
**Best Speed** 57.955  
**by** Meghan Rutledge

**Classification**[Show results by class](#)

Pos	No.	Name	Laps	Total time	Diff	Best time	In lap	Best speed
1	66	Meghan Rutledge	12	22:39.004		1:51.810	3	57.955
2	28	MacKenzie Tricker 	12	22:44.665	5.661	1:52.703	3	57.496
3	2	Kristy Gillespie	12	22:52.370	13.366	1:53.413	8	57.136
4	213	Tayla Jones	12	23:21.535	42.531	1:55.690	4	56.012
5	193	Jessica Moore	12	23:22.019	43.015	1:55.516	6	56.096
6	18	Maddy Brown 	12	23:58.889	1:19.885	1:58.780	4	54.555
7	155	Tamara Gray	12	24:00.380	1:21.376	1:58.087	4	54.875
8	180	Melissa Patterson	11	22:43.374	1 Lap	1:59.543	4	54.206
9	158	Courtney Knight	11	22:46.165	2.791	1:58.807	4	54.542
10	881	Letitia Alabaster	11	23:00.164	16.790	2:00.103	3	53.954
11	142	Melissa Holmes	11	23:02.676	19.302	2:04.095	5	52.218
12	539	Chelsea Blakers	11	23:10.655	27.281	2:04.871	5	51.894
13	17	Courtney Whyte-Dennis	11	23:30.201	46.827	2:03.850	6	52.321
14	44	Morgan Wright 	11	23:43.931	1:00.557	2:04.990	3	51.844
15	435	Teleisha Outram	10	22:44.154	2 Laps	2:13.093	3	48.688
16	912	Dimity-Lee Duke	10	22:49.886	5.732	2:14.574	9	48.152
17	61	Kate Norman	10	23:19.353	35.199	2:18.223	3	46.881
18	298	Ashleigh Blenkiron	10	23:51.114	1:06.960	2:14.939	5	48.022
19	581	Bronwyn Alpin	10	23:55.448	1:11.294	2:18.349	3	46.838

[Share](#) |

**Results of 2012 Australian WMX Championship - Womens Championship - Race 2 (8)**




**Date** Oct 20, 2012 3:30:00 PM  
**Track** Lincoln Causeway, Wodonga (1.8 km)  
**Event** 2012 Australian WMX Championship  
**Group** Womens Championship



northern region mx  
series

**Best Lap Tm** 1:52.121  
**In Lap** 3  
**Best Speed** 57.795  
**by** Meghan Rutledge

**Classification**[Show results by class](#)

Pos	No.	Name	Laps	Total time	Diff	Best time	In lap	Best speed
1	66	Meghan Rutledge	12	22:45.896		1:52.121	3	57.795
2	28	MacKenzie Tricker 	12	22:56.864	10.968	1:52.267	3	57.720
3	2	Kristy Gillespie	12	23:18.859	32.963	1:56.318	4	55.709
4	213	Tayla Jones	12	23:48.920	1:03.024	1:58.145	5	54.848
5	193	Jessica Moore	12	23:58.829	1:12.933	1:58.534	4	54.668
6	18	Maddy Brown 	12	24:13.467	1:27.571	1:59.653	5	54.157
7	155	Tamara Gray	12	24:31.367	1:45.471	1:58.678	9	54.602
8	158	Courtney Knight	12	24:35.004	1:49.108	2:01.110	10	53.505
9	180	Melissa Patterson	11	23:17.798	1 Lap	2:03.458	2	52.487
10	142	Melissa Holmes	11	23:24.365	6.567	2:07.214	6	50.938
11	17	Courtney Whyte-Dennis	11	23:30.120	12.322	2:02.763	7	52.785
12	539	Chelsea Blakers	11	23:36.133	18.335	2:07.017	6	51.017
13	44	Morgan Wright 	11	24:01.838	44.040	2:09.667	2	49.974
14	298	Ashleigh Blenkiron	11	24:23.006	1:05.208	2:12.218	5	49.010
15	881	Letitia Alabaster	11	24:25.391	1:07.593	2:06.304	3	51.305
16	912	Dimity-Lee Duke	10	22:46.976	2 Laps	2:12.989	3	48.726
17	435	Teleisha Outram	10	23:39.062	52.086	2:14.132	3	48.311
18	581	Bronwyn Alpin	10	23:46.406	59.430	2:19.395	2	46.487
19	61	Kate Norman	10	25:17.008	2:30.032	2:17.562	2	47.106

Share |

**Results of 2012 Australian WMX Championship - Womens Championship - Race 3 (15)**




**Date** Oct 21, 2012 8:30:00 AM  
**Track** Lincoln Causeway, Wodonga (1.8 km)  
**Event** 2012 Australian WMX Championship  
**Group** Womens Championship



northern region mx  
series

**Best Lap Tm** 1:49.644  
**In Lap** 2  
**Best Speed** 59.100  
**by** Meghan Rutledge

**Classification**[Show results by class](#)

Pos	No.	Name	Laps	Total time	Diff	Best time	In lap	Best speed
1	66	Meghan Rutledge	12	22:27.824		1:49.644	2	59.100
2	28	MacKenzie Tricker 	12	22:36.734	8.910	1:51.823	2	57.949
3	213	Tayla Jones	12	22:59.057	31.233	1:53.662	2	57.011
4	2	Kristy Gillespie	12	22:59.443	31.619	1:53.741	11	56.972
5	193	Jessica Moore	12	23:20.315	52.491	1:55.681	5	56.016
6	18	Maddy Brown 	12	23:36.632	1:08.808	1:55.981	4	55.871
7	155	Tamara Gray	12	23:49.781	1:21.957	1:57.092	3	55.341
8	158	Courtney Knight	12	23:52.613	1:24.789	1:57.657	3	55.075
9	881	Letitia Alabaster	12	23:58.466	1:30.642	1:56.134	3	55.798
10	17	Courtney Whyte-Dennis	12	24:21.341	1:53.517	1:59.869	5	54.059
11	180	Melissa Patterson	11	22:48.408	1 Lap	2:01.681	5	53.254
12	539	Chelsea Blakers	11	22:58.359	9.951	2:04.414	5	52.084
13	44	Morgan Wright 	11	23:29.529	41.121	2:05.893	10	51.472
14	142	Melissa Holmes	11	23:51.349	1:02.941	2:07.047	6	51.005
15	298	Ashleigh Blenkiron	11	24:14.519	1:26.111	2:10.098	5	49.809
16	435	Teleisha Outram	11	24:34.058	1:45.650	2:08.855	4	50.289
17	912	Dimity-Lee Duke	11	24:34.937	1:46.529	2:11.258	11	49.368
18	61	Kate Norman	10	23:26.081	2 Laps	2:19.772	8	46.361
19	581	Bronwyn Alpin	10	23:35.666	9.585	2:19.289	4	46.522

Share |

**Results of 2012 Australian WMX Championship - Womens Championship - Race 4 (22)**




**Date** Oct 21, 2012 8:30:00 AM  
**Track** Lincoln Causeway, Wodonga (1.8 km)  
**Event** 2012 Australian WMX Championship  
**Group** Womens Championship



northern region mx  
series

**Best Lap Tm** 1:51.777  
**In Lap** 4  
**Best Speed** 57.973  
**by** Meghan Rutledge

**Classification**[Show results by class](#)

Pos	No.	Name	Laps	Total time	Diff	Best time	In lap	Best speed
1	66	Meghan Rutledge	12	22:48.072		1:51.777	4	57.973
2	28	MacKenzie Tricker 	12	23:02.103	14.031	1:53.893	3	56.896
3	2	Kristy Gillespie	12	23:06.538	18.466	1:54.844	6	56.424
4	213	Tayla Jones	12	23:27.144	39.072	1:55.083	4	56.307
5	193	Jessica Moore	12	23:31.384	43.312	1:56.735	3	55.510
6	155	Tamara Gray	12	23:53.522	1:05.450	1:58.311	2	54.771
7	18	Maddy Brown 	12	23:58.241	1:10.169	1:57.939	3	54.944
8	158	Courtney Knight	12	24:08.288	1:20.216	1:59.374	3	54.283
9	17	Courtney Whyte-Dennis	12	24:14.726	1:26.654	2:00.812	6	53.637
10	881	Letitia Alabaster	12	24:39.780	1:51.708	2:00.856	3	53.618
11	180	Melissa Patterson	11	22:55.416	1 Lap	2:02.711	2	52.807
12	142	Melissa Holmes	11	23:10.044	14.628	2:05.359	4	51.692
13	44	Morgan Wright 	11	23:15.819	20.403	2:05.753	7	51.530
14	539	Chelsea Blakers	11	23:28.226	32.810	2:05.476	7	51.643
15	298	Ashleigh Blenkiron	11	23:43.417	48.001	2:08.498	2	50.429
16	912	Dimity-Lee Duke	11	24:24.751	1:29.335	2:10.479	3	49.663
17	61	Kate Norman	10	22:59.920	2 Laps	2:16.928	4	47.324
18	581	Bronwyn Alpin	10	23:30.854	30.934	2:18.613	2	46.749
19	435	Teleisha Outram	10	23:32.200	32.280	2:09.490	2	50.042

Share |

**Results of 2012 Australian WMX Championship - Womens Championship - Race 5 (27)**




**Date** Oct 21, 2012 8:30:00 AM  
**Track** Lincoln Causeway, Wodonga (1.8 km)  
**Event** 2012 Australian WMX Championship  
**Group** Womens Championship



northern region mx  
series

**Best Lap Tm** 1:54.179  
**In Lap** 2  
**Best Speed** 56.753  
**by** Meghan Rutledge

**Classification**[Show results by class](#)

Pos	No.	Name	Laps	Total time	Diff	Best time	In lap	Best speed
1	66	Meghan Rutledge	12	23:11.157		1:54.179	2	56.753
2	28	MacKenzie Tricker 	12	23:23.815	12.658	1:56.365	2	55.687
3	2	Kristy Gillespie	12	23:29.038	17.881	1:56.667	2	55.543
4	213	Tayla Jones	12	23:48.822	37.665	1:56.739	3	55.508
5	193	Jessica Moore	12	23:55.254	44.097	1:59.004	7	54.452
6	158	Courtney Knight	12	24:12.055	1:00.898	1:59.209	3	54.358
7	155	Tamara Gray	12	24:37.759	1:26.602	2:01.179	5	53.475
8	18	Maddy Brown 	12	24:41.131	1:29.974	2:00.686	2	53.693
9	17	Courtney Whyte-Dennis	12	24:42.717	1:31.560	2:02.031	8	53.101
10	881	Letitia Alabaster	12	25:03.776	1:52.619	2:01.869	2	53.172
11	180	Melissa Patterson	12	25:19.033	2:07.876	2:04.244	4	52.155
12	539	Chelsea Blakers	11	23:35.646	1 Lap	2:07.318	5	50.896
13	142	Melissa Holmes	11	23:45.155	9.509	2:08.235	3	50.532
14	44	Morgan Wright 	11	24:02.650	27.004	2:09.704	5	49.960
15	298	Ashleigh Blenkiron	11	24:05.811	30.165	2:09.138	3	50.179
16	912	Dimity-Lee Duke	11	24:47.901	1:12.255	2:11.574	2	49.250
17	61	Kate Norman	11	25:24.538	1:48.892	2:15.927	5	47.673
18	581	Bronwyn Alpin	10	23:15.193	2 Laps	2:16.475	3	47.481
19	435	Teleisha Outram	10	25:28.605	2:13.412	2:13.331	2	48.601

Share |

**Results of 2012 Australian WMX Championship - Womens Non Champ - WMX Non Champ**

**Track** Lincoln Causeway, Wodonga (1.8 km)  
**Event** 2012 Australian WMX Championship  
**Group** Womens Non Champ



northern region mx  
series

**Classification**

Pos	No.	Name	Total points	R1	R2	R3	R4
1	101	Sidnee Crawford	97	25	25	25	22
2	41	Emma McFerran	91	22	22	22	25
3	787	Alexandra Long	80	20	20	20	20
4	40	Jessica Huysman	69	18	18	18	15
5	21	Emily Oakley	66	16	16	16	18
6	53	Ebony Caldwell	61	15	15	15	16

This session was created from 4 other sessions in this, or other events. The names of the sessions used in the result, are listed below.

- R1 - Race 1 (4)
- R2 - Race 2 (11)
- R3 - Race 3 (18)
- R4 - Race 4 (25)

Share |

**Results of 2012 Australian WMX Championship - Snr Lites & Open - Snr Open**

**Track** Lincoln Causeway, Wodonga (1.8 km)  
**Event** 2012 Australian WMX Championship  
**Group** Snr Lites & Open



northern region mx  
series

**Classification**

Pos	No.	Name	Total points	R1	R2	R3	R4
1	138	Josh Healy	100	25	25	25	25
2	344	Joshua Roche	84	20	22	20	22
3	372	Tyla Windham	84	22	20	22	20
4	V622	Darren Garlick	72	18	18	18	18
5	248	Joben Baldwin	0	0	--	--	--

This session was created from 4 other sessions in this, or other events. The names of the sessions used in the result, are listed below.

- R1 - Race 1 (5)
- R2 - Race 2 (12)
- R3 - Race 3 (19)
- R4 - Race 4 (25)

Share |



**Results of 2012 Australian WMX Championship - Snr Lites & Open - Snr Lites**

**Track** Lincoln Causeway, Wodonga (1.8 km)  
**Event** 2012 Australian WMX Championship  
**Group** Snr Lites & Open



northern region mx  
series

**Classification**

Pos	No.	Name	Total points	R1	R2	R3	R4
1	62	Joel Milesevic	100	25	25	25	25
2	262	Tyler Goulet	88	22	22	22	22
3	701	Nick Godde	78	20	20	18	20
4	860	Ryan Bishop	66	16	18	16	16
5	346	Bradley Whitehouse	56	18	--	20	18

This session was created from 4 other sessions in this, or other events. The names of the sessions used in the result, are listed below.

- R1 - Race 1 (5)
- R2 - Race 2 (12)
- R3 - Race 3 (19)
- R4 - Race 4 (25)

Share |

**Results of 2012 Australian WMX Championship - Girls 85 - Girls 85sw**

**Track** Lincoln Causeway, Wodonga (1.8 km)  
**Event** 2012 Australian WMX Championship  
**Group** Girls 85



northern region mx  
series

**Classification**

Pos	No.	Name	Total points	R1	R2	R3	R4
1	103	Taylah Haidley	94	25	22	22	25
2	183	Chloe Bowers	94	22	25	25	22

This session was created from 4 other sessions in this, or other events. The names of the sessions used in the result, are listed below.

- R1 - Race 1 (7)
- R2 - Race 2 (14)
- R3 - Race 3 (21)
- R4 - Race 4 (29)

Share |

**Results of 2012 Australian WMX Championship - Girls 85 - Girls 85bw**

**Track** Lincoln Causeway, Wodonga (1.8 km)  
**Event** 2012 Australian WMX Championship  
**Group** Girls 85



northern region mx  
series

**Classification**

Pos	No.	Name	Total points	R1	R2	R3	R4
1	34	Ebony Harris	94	22	22	25	25
2	525	Courtney Bowers	94	25	25	22	22

This session was created from 4 other sessions in this, or other events. The names of the sessions used in the result, are listed below.

- R1 - Race 1 (7)
- R2 - Race 2 (14)
- R3 - Race 3 (21)
- R4 - Race 4 (29)

Share |

**Results of 2012 Australian WMX Championship - Girl Lites - Girls Lites**

**Track** Lincoln Causeway, Wodonga (1.8 km)  
**Event** 2012 Australian WMX Championship  
**Group** Girl Lites



northern region mx  
series

**Classification**

Pos	No.	Name	Total points	R1	R2	R3	R4
1	43	Emma Milesevic	100	25	25	25	25
2	30	Alysha Goulet	88	22	22	22	22
3	18	Teala Petz	80	20	20	20	20
4	525	Courtney Bowers	0	0	0	--	--

This session was created from 4 other sessions in this, or other events. The names of the sessions used in the result, are listed below.

- R1 - Race 1 (2)
- R2 - Race 2 (14)
- R3 - Race 3 (16)
- R4 - Race 4 (23)

Share |

**Results of 2012 Australian WMX Championship - Boys 85 - Boys 85sw**

**Track** Lincoln Causeway, Wodonga (1.8 km)  
**Event** 2012 Australian WMX Championship  
**Group** Boys 85



northern region mx  
series

**Classification**

Pos	No.	Name	Total points	R1	R2	R3	R4
1	183	Chloe Bowers	94	22	22	25	25
2	103	Taylah Haidley	90	25	25	20	20
3	412	Anthony Cambria	84	20	20	22	22

This session was created from 4 other sessions in this, or other events. The names of the sessions used in the result, are listed below.

- R1 - Race 1 (3)
- R2 - Race 2 (10)
- R3 - Race 3 (17)
- R4 - Race 4 (24)

Share |

**Results of 2012 Australian WMX Championship - Boys 85 - Boys 85bw**

Track Lincoln Causeway, Wodonga (1.8 km)  
Event [2012 Australian WMX Championship](#)  
Group Boys 85



northern region mx  
series

**Classification**

Pos	No.	Name	Total points	R1	R2	R3	R4
1	44	Seton Broomhall	100	25	25	25	25
2	34	Ebony Harris	86	22	22	20	22
3	312	Matthew Summers-Hall	76	20	18	18	20
4	147	Bailey Wright	42	--	20	22	0
5	26	Tim Kershaw	34	--	16	0	18

This session was created from 4 other sessions in this, or other events. The names of the sessions used in the result, are listed below.

- R1 - Race 1 (3)
- R2 - Race 2 (10)
- R3 - Race 3 (17)
- R4 - Race 4 (24)

Share |

**Results of 2012 Australian WMX Championship - Boy Lites - Boys Lites**

Track Lincoln Causeway, Wodonga (1.8 km)  
 Event **2012 Australian WMX Championship**  
 Group Boy Lites



northern region mx  
series

**Classification**

Pos	No.	Name	Total points	R1	R2	R3	R4
1	3	Luke Knowells	94	25	22	22	25
2	36	Jaiden Brooks	94	22	25	25	22
3	192	Darcy Edgar	80	20	20	20	20
4	44	Seton Broomhall	72	18	18	18	18
5	346	Ben McAliece	61	15	15	16	15
6	420	Daniel Webber	59	14	14	15	16
7	147	Bailey Wright	53	13	13	14	13
8	246	Brodee Windham	46	16	16	--	14

This session was created from 4 other sessions in this, or other events. The names of the sessions used in the result, are listed below.

- R1 - Race 1 (3)
- R2 - Race 2 (10)
- R3 - Race 3 (17)
- R4 - Race 4 (24)

Share |